

National High School Rodeo Smallbore Rifle Rules

REVISED February, 2010

NATIONAL HIGH SCHOOL RODEO ASSOCIATION

Official Rules for Smallbore Rifle Matches

SAFETY IS YOUR BUSINESS!

READ THE RULES

These rules provide for the efficient and orderly operation of a competition. But ***that's not all***. Many local range regulations exist for one reason alone SAFETY. Others serve a dual purpose, smooth range operation and SAFETY. It's your responsibility as a competitor or as a competition official to be familiar with the rules and to know the meaning behind those which are safety oriented.

NRA GUN SAFETY RULES

The fundamental NRA rules for safe gun handling are:

- Always keep the gun pointed in a safe direction.
- Always keep your finger off the trigger until ready to shoot.
- Always keep the gun unloaded until ready to use.

When using or storing a gun, always follow these NRA rules:

- Be sure the gun is safe to operate.
- Know how to safely use the gun.
- Use only the correct ammunition for your gun.
- Know your target and what is beyond.
- Wear eye and ear protection as appropriate.
- Never use alcohol or drugs before or while shooting.
- Store guns so they are not accessible to unauthorized persons.

Be aware that certain types of guns and many shooting activities require additional safety precautions. To learn more about gun safety, enroll in an NRA safety training or basic marksmanship course, NRA hunter clinic or state hunter education class.

1. NHSRA COMPETITION

1.0 NHSRA Competition - NHSRA Competition is a competition which is authorized in advance of firing by the National High School Rodeo Association in conjunction with the National Rifle Association. The program, range facilities and officials must comply with standards established by the NRA and NHSRA.

1.1 Sanctioned Tournaments - A Sanctioned Tournament is a series of matches covered by an Official Program. Such matches may be all individual matches, all team matches, or a combination of both, which must be conducted by an NHSRA affiliated club or organization.

1.2 Types of NHSRA Matches

(a) Match - A complete event as indicated in the program for the awarding of certain specific prizes. A match may consist of one or several stages.

(b) Stage - A portion of a match which consists of one or more strings fired in one position, distance, time allowance, or target.

(c) Unsquadded Individual Match- A match in which the competitor is not assigned a definite relay or target by the Statistical Office. The competitor reports to the Range Officer within the time limits specified in the program and is then assigned to a target and a relay in which to fire.

(d) Postal Matches - Organized by the NRA and publicized to groups concerned through the *Shooting Sports USA*, announcements and/or special mailings. A Postal Match or home range match are competitions in which entrants fire separately on their home ranges and exchange scores or submit their scores/and targets to NRA Headquarters where scores are evaluated and ranked. The firing of Postal Match scores must be witnessed.

2. ELIGIBILITY OF COMPETITORS

Eligibility of Competitors - The conditions of a match shall prescribe the eligibility of competitors.

INDIVIDUALS

2.1 Members of the National High School Rodeo Association - Any individual member of the Association or Junior High Division of the Association.

2.11 Family members of National High School Rodeo Association or Wrangler Division of the Association are eligible to compete in Open and/or Family Fun matches as designated on match schedules.

TEAMS

2.12 Team Representation- No individual may be a Team Captain, Coach, firing member, or alternate firing member on more than one team in any one match.

3. EQUIPMENT AND AMMUNITION

This section defines authorized equipment. Where alternative types of equipment are shown, the least restrictive conditions apply unless the tournament programs set forth limitations.

3.1 Light Rifle - Any .22 caliber rimfire .22 short, .22 long, or .22 long rifle with not less than a 2 pound trigger pull and which weighs not more than 8 ½ pounds when equipped with sights. No portion of the rifle or any attachment to the rifle shall extend more than 3 inches beyond the rear of the shooter's shoulder. The same rifle must be used throughout all stages of any one match (except aggregate) except in the case of a malfunction or disabled rifle when the competitor may change rifles with permission of the Chief Range Officer.

3.2 Trigger Guard - A rifle must be equipped with an effective trigger guard. Lack of a trigger guard constitutes an unsafe rifle.

3.3 Sights-

(a) Metallic

(1) **Non-corrective:** Any sighting system, constructed of metal or equivalent, which provides a method of aiming or aligning 2 separate but visible sights, or reference points mounted on the rifle, including tube sights and non-magnifying color filters.

(2) **Corrective:** Same as (1), except that a lens or system of lenses, not containing an aiming reference or reticle at the focal plane of any such lens or system of lenses, may be included in such system.

(b) Telescopic - Any sighting system which includes a lens or system of lenses and an aiming reference or reticle at the focal plane of a lens or system of lenses.

(c) Any - Any sight without restriction as to material or construction.

(d) Prohibited - Any sighting device programmed to activate the firing mechanism is prohibited.

3.4 Shooting Kits - The shooting kit may not be placed forward of the shooter's forward shoulder on the firing line, except that in the standing position a shooting kit, table, or stand may be used as a rifle rest between shots. The shooting kit, table, or stand may not be of such size and construction as to interfere with shooters on adjacent firing points or to constitute a wind break.

3.5 Personal Wind Indicators - Competitors may use personal wind indicating devices, placement of which is not to exceed 24 inches in front of the firing line, as long as they do not interfere with other competitors or range operation.

3.6 Ground Cloth - Ground cloth may be used providing it is not constructed or used in a manner to provide artificial rest or support.

3.7 Gloves- Gloves may be worn which do not form an artificial support.

3.8 Shooting Coats - Are not permitted.

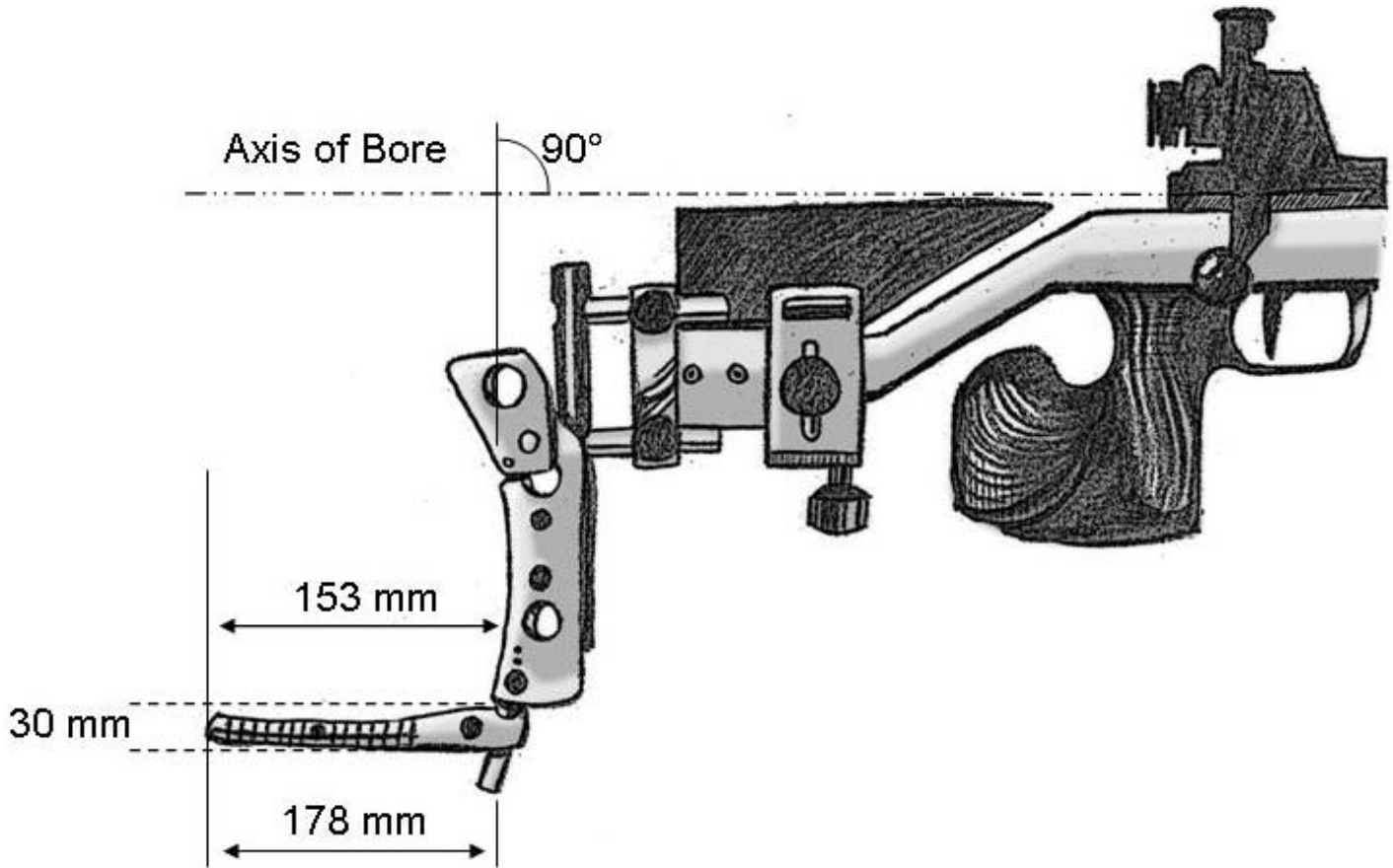
3.9 Shooting Trousers - Are not permitted.

3.10 Padding - Shoulder pads, sling pads and elbow pads may be worn while shooting, provided they are constructed so as not to provide artificial support.

3.11 Slings - Unless otherwise specified in the conditions of the match, the rifle sling may be used in connection with the rifle and one arm only as an auxiliary to steady the rifle except in the standing position. Sling cuffs and sling pads are permitted. No part of the sling under tension may touch the rifle stock except at the sling swivel and handstop. Loose, excess sling material not involved in supporting the rifle may make incidental contact with the stock if not arranged to cause artificial support.

3.12 Kneeling Roll - A cylindrical cushion for shooting in the kneeling position; maximum dimensions will be 9.84 inches long (25 cm) and 7.08 inches in diameter (18 cm), and made of soft and flexible material.

3.13 Butt plates and hook - A butt hook projecting more than 153 mm (6.02 inches) past the rear of a line, which is perpendicular to a line drawn through the axis of the bore of the rifle, and which is tangent to the deepest part of the butt plate depression that normally rests against the shoulder. It must have a total outside length around any curve or bend of not more than 178 mm (7.01 inches).



3.14 Release Triggers - Triggers which function on release are prohibited.

3.15 Ammunition - Rimfire cartridges commercially catalogued as the ".22 Short, ".22 Long, or ".22 Long Rifle which have an over-all length not more than 1.1 inches and loaded with a lead or alloy bullet of not larger than .23 inch diameter. Hollow point, tracer, incendiary or explosive bullets are specifically excluded from ammunition authorized for match use.

3.16 General - All devices or equipment which may facilitate shooting and which are not mentioned in these Rules, and which are contrary to the spirit of these Rules and Regulations, are forbidden. The Match Director or Supervisor shall have the right to examine a shooter's equipment or apparel. The responsibility shall be upon the competitor to submit questionable equipment and apparel for official inspection and approval in sufficient time prior to the beginning of a match so that it will not inconvenience either the competitor or the official.

3.17 Eye Protection- All competitors and other personnel in the immediate vicinity of the range complex must wear eye protection devices.

3.18 Ear Protection - All competitors and other personnel in the immediate vicinity of the range complex must wear hearing protection devices. Only sound reducing devices may be worn by competitors forward of the ready line.

3.19 Empty Chamber Indicator (ECI) - A smallbore ECI is required in all smallbore rifle competitions to

indicate that the chamber is empty. The ECI, NRA stock #CT17515, is recommended. Any substitute indicator may be used as long as it has a probe into the empty chamber, has a flag attached and is a bright color.

3.2 Audible Timing Devices - Audible timing devices are allowed.

3.21 Electronic Devices-Radios, tape recorders, or any type of sound producing or communications systems are prohibited forward of the ready line except hearing aids and those devices necessary for range control.

4. TARGETS

4.1 Official Targets- NRA Official Targets will be used. 50 Yard A-31-3 shots may be fired on each record bullseye.

5. POSITIONS

Positions - The positions for use in a match shall be stated in the program under conditions of the match and shall be in accord with the definitions of positions prescribed in this section.

No portion of the shooter's body may rest upon or touch the ground in advance of the firing line.

5.1 The Ground - All references to "the ground in the following position Rules are to be construed as applying to the surface of the firing point, floor, such as shooting mats, or platforms as are customarily used on shooting ranges.

5.2 Artificial Support - Any supporting surface except the ground not specifically authorized for use in the Rules for the position prescribed. Digging or use of elbow or heel holes at the firing points or the use of depressions which form artificial support for the elbows, arms, or legs is prohibited. Use of artificial support including back braces are prohibited except as individually authorized by NHSRA for a physically handicapped shooter.

5.3 Position of Rifle Butt-In all positions, except standing (Rule 5.6), the butt of the rifle must be held against the front of the shoulder on the outside of the shooting coat or shirt and must not touch the ground.

5.4 Prone - Body extended on the ground, head toward the target. The rifle will be supported by both hands and one shoulder only. No portion of the arms below the elbows shall rest upon the ground or any artificial support, nor may any portion of the rifle or body rest against any artificial support. The forearm supporting the rifle shall form an angle with the line from the point of elbow contact, to the target of not less than 30°. (Measured through the axis of the forearm.)

5.5 Kneeling - Buttocks clear of the ground, but may rest on one foot. The rifle will be supported by both hands and one shoulder only. The elbow of the arm supporting the rifle rests on the knee or leg. The elbow of the trigger arm will be free from all support. One knee must be touching the ground or shooting mat. The shooter may be on all, partially on, or all off the shooting mat. A roll as described in Rule 3.12 may be placed under the instep provided the foot is placed toe down at an angle not greater than 45 degrees from the vertical. Only the trousers and underclothing may be worn between the shooter's buttocks and heel. The jacket or other article may not be placed between these two points. (Elbow is defined in Rule 5.8.) If the kneeling roll is not used, the foot may be positioned at any angle, to include placing the side of the foot and the lower leg in contact with the ground.

5.6 Standing - The shooter shall stand free with both feet on the ground or at his mat without any other support. The rifle shall be held with both hands and the shoulder (upper right chest) or the upper arm near the shoulder, the cheek and the part of the chest next to the right shoulder. However the rifle must not be supported by the jacket or chest beyond the area of the right shoulder and right chest. The left upper arm and elbow may be supported on the chest or on the hip. The use of the sling is prohibited for all rifles. (Left handed shooters reverse these descriptions)

5.7 Illegal - Anyone found using an illegal position shall be warned once and given an opportunity to correct his/her position. If the same person continues to use an illegal position or reverts to it, that person shall be penalized according to the provision of Rule 9.30.

6. RANGE STANDARDS

6.1 Firing Line - The firing line is immediately in front of the several firing points. All ranges are measured from this firing line to the face of the targets when targets are hung in their proper position in front of the backstop.

6.2 Firing Point - That part of the range provided for the competitor immediately in the rear of the firing line from which firing takes place. Each firing point is numbered to correspond with the target frames. Each firing point should have a minimum width of five feet.

6.4 Distance

(a) Rifle range is 50 yards.

6.5 Illumination-Artificial illumination of ranges is authorized.

6.6 Target Numbers - Target frames will be numbered on alternating background of contrasting color. The number will be large enough to be identified under ordinary conditions with normal vision. The numbers should be at least nine inches high and must correspond with firing point numbers.

7. COURSE OF FIRE

7.1 Course of Fire - Targets will be changed after each 12 shots. The number of shots on record bulls at each position are 50 yards, 3 shots.

7.2 NHSRA 3-Position

<i>Distance</i>	<i>Target</i>	<i>No. of Shots per Match</i>	<i>per Bull</i>
50 Yards	A-31	12 in each position Prone, Standing and Kneeling	3

8. TIME LIMITS

8.1 Computing Time - Time is not checked on each shot. The time allowance is computed for a complete stage (including sighting shots when specified) on the basis of the specified number of shots multiplied by the allowances per shot. The Chief Range Officer may terminate any relay before completion of the full time allowed, if all competitors in that relay have completed firing. Time allowed, but not used, does not carry over to another string or stage.

8.2 Time Allowance:

One minute per record shot prone and kneeling. 1 ½ minutes per shot standing.

The competitor will be allowed a maximum of an additional 5 minutes for a target change.

8.3 Passage of Time- Range Officers will not voluntarily warn competitors of the passage of time. Competitors, and Team Captains, may inquire of Range Officers as to the time remaining before expiration of the time limit. The request for time and the response shall be given in a tone which will not disturb other competitors.

9. COMPETITION REGULATIONS

9.1 Changing Rifles - No competitor will exchange his/her rifle or the stock of his/her rifle during the firing of any single or multiple stage match unless it has become disabled and has been so designated by the Chief Range Officer. For the purpose of this Rule, the firing of a match is considered to have started when the competitor has fired his first record shot. Claim that a rifle is disabled must be made immediately. All shots fired up to the time that the claim is made will stand as part of the official score. *Changing butt plate assemblies does not constitute changing rifles.*

9.2 Fouling and Sighting Shots - Fouling and sighting shots are permitted at any time unless prohibited by the program. They will only be fired upon the command "COMMENCE FIRING".

9.2.1 Misplaced Sighting Shots

When the first sighting shot hits below an imaginary or transcribed line midway between the sighter and record bullseyes (not touching the line with aid of scoring gauge), the competitor will inform the Range Officer of the location of such shot before firing another shot on the target card: the Range Officer will indicate to the Statistical Officer the value and location of the bullet hole. No such claim will be allowed after the competitor has fired more than one shot on the target card. After the first sighting shot any additional shot below an imaginary or transcribed line midway between the sighter and record bullseye (not touching the line with aid of scoring gauge), will be considered a record shot.

9.3 Defective Cartridge - A defective cartridge is one:

- (a) which has such evident structural defect as to cause misfire or cause a rifle to fail to function
 - (b) which does not fire
 - (c) from which the bullet has not left the barrel. (No claim for a defective cartridge shall be allowed if bullet has left the barrel except in the incident of a ruptured case. The Range Officer will indicate to the Statistical Officer the value and location of the bullet hole.)
- (For procedure in case of a defective cartridge see Rule 10.9. For refiring privileges see Rule 9.14.)

9.5 Disabled Rifle - Any rifle which cannot be properly aimed or safely fired may be declared disabled. Sights improperly adjusted do not constitute a disabled rifle. A rifle once declared disabled by the Range Officer shall not be used again for competition firing until the defect has been corrected and the rifle has been ruled as safe by the Chief Range Officer. (For procedure in case of a disabled rifle see Rule 10.9. For refiring privileges see Rule 9.14.)

9.6 Malfunction - Failure of the rifle to function properly due to mechanical defects or to defective ammunition. Functional failures, due to improper manual operation are not to be considered as malfunctions. (For procedure in case of a malfunction see Rule 10.9. For refiring privileges see Rule 9.14.)

9.7 Weighing Triggers - Triggers may be weighed with official NRA trigger test weights, at the discretion of the Match Director. Failure of the trigger to meet the trigger pull requirements shall disqualify the competitor in matches previously fired. While the trigger pull is being weighed, the rifle shall be held with barrel perpendicular to the horizontal surface on which test weight is supported. The rod or hook of test weight shall rest on the lowest point of the curve in curved triggers or on a point approximately ½ inch from the lower end of straight triggers. To pass the weight test, a weight of the correct number of pounds shall be lifted by the rifle trigger while in the cocked position and while all safety devices are in firing positions, from the horizontal surface on which it is resting, until the weight hangs free and without releasing the trigger. Competitors will be permitted to adjust triggers which have failed to pass the weight test provided they do not occasion any delay. Failure of the trigger to pass the weight test is the competitor's responsibility.

9.8 Competitor's Position - A competitor will take his position on the firing line as directed by the Match Officials. No portion of the shooter's body may rest upon or touch the ground in advance of the firing line.

9.9 Coaching Prohibited in Individual Matches - Coaching is prohibited in all individual matches. If a competitor wishes to speak with his coach or leader, he must unload his firearm, leave it in a safe condition on the firing line and leave the firing line to confer with coach or leader, being careful not to disturb other competitors. Competitor must have permission from the CRSO to confer with coach or leader.

9.10 Matches Not Complete:

Individual matches not complete-When a match or stage is not completed by all competitors in accordance with the tournament schedule, the match or stage may be rescheduled or cancelled. Any match or stage which has been completed by all competitors will not be refired.

9.11 Interference - With the exception of competitors actually firing and such range personnel as may be necessary, the firing points and lines will be kept clear at all times. Competitors will not be permitted to interfere with the handling of targets by range personnel.

9.14 Refiring

(a) No competitor will fire more than one score for the same award except as provided in the program or in accordance with Rule 9.11.

(b) No competitor will be allowed more than one refire because of the defective cartridge, disabled rifle or malfunction.

9.15 Cross Fire and Excessive Hits - No competitor will deliberately fire on the wrong target nor fire more than the required number of shots, including hits on some other competitor's target card.

9.16 Disorderly Conduct - Disorderly conduct or intoxication is strictly prohibited on the range and anyone guilty of same will be expelled from the range.

9.17 Willful Destruction Of Range Equipment - No competitor shall cause any range equipment to become damaged through a deliberate act and anyone guilty of same will be expelled, without a warning, from the range. Expelled competitors will be disqualified from the competition.

9.18 Refusal to Obey - No person will refuse to obey instructions of the Match Director, Official Referee, Supervisor, Range Officers or of any other officer of the tournament, if instructions are given in the proper conduct of his office.

9.19 Evasion of Rules - No competitor will evade nor attempt to evade nor be an accessory to the evasion of any of the conditions of a match as prescribed in the program or in these rules. Refusal of a competitor or Tournament Official to give testimony regarding facts known to him concerning violations or attempted violations of these rules will constitute being an accessory to the violation or attempted violation.

9.20 Penalties/Disqualifications - In cases of infringement and contravention of the regulations or of the instructions of range officers by an individual shooter, team shooter or non-firing team member, the following penalties may be imposed upon the individual competitor by the Match Director, Supervisor or Range Officer:

- Warning
- Deduction of points from the score
- Disqualification

In case of infringement of the regulations:

(a) A warning may be given so that the competitor may have the opportunity to correct the fault. In the case of a serious violation of safety regulations, the Supervisor has the authority to impose immediate disqualification on the competitor.

(b) If the competitor does not correct the fault before the next shot, 10 points shall be deducted from his score.

(c) For a repeated infringement, the competitor may be disqualified.

(d) A warning to the competitor must be expressed in such terms as will leave no doubt that it is an official warning. A warning to the competitor, whenever it is possible, should be given so as not to disturb him while firing a shot, unless the infringement concerns safety, in which case the competitor shall be warned immediately.

(e) If a competitor continues to handle his firearm in a dangerous manner, or continues to violate any of the

safety regulations, he may be disqualified.

(f) If the Range Officer, Supervisor or Match Director is of the opinion that the competitor has attempted to intentionally circumvent the rules or disturb other competitors in an unsportsmanlike manner, he may be warned, then penalized by the deduction of 10 points from his score, or he may be disqualified.

(g) If the Range Officer, Supervisor or Match Director considers that the competitor is holding up the procedure unnecessarily, with the intention of gaining unfair advantage, he may be warned, then for every similar fault thereafter, 10 points may be deducted from his score.

(h) The discharge of any firearm anyplace other than the firing line, or the firing line prior to the shooters being placed in the preparation period, will result in disqualification and expulsion from the competition. If a firearm is discharged while the shooters are in the preparation period prior to the command **LOAD**, it will result in the competitor being disqualified from that fired match.

(I) Any competitor placing an unfired cartridge in the chamber, on the loading ramp or in the magazine before the command "load", will be warned on the first violation, disqualified from that stage for the second violation, disqualified from the match for the third violation, and expelled from the competition on the fourth violation.

10. RANGE COMMANDS, CONTROL AND OPERATIONS

10.1 Discipline - The safety of competitors, range personnel and spectators requires continuous attention by all to the careful handling of firearms and caution in moving about the range. Self-discipline is necessary on the part of all. Where such self-discipline is lacking it is the duty of the range personnel to enforce discipline and the duty of competitors to assist in such enforcement.

Under no circumstances shall firing commence or continue on a range where an unsafe condition exists.

10.1.1 Actions Open - Unless the rifle is cased, the action must remain open at all times and the ECI inserted in the chamber. No competitor will aim toward the targets until the proper command is given. No rifle will be handled in any manner to violate any rule of safety.

10.1.2 Rifles Unloaded - Rifles will not be loaded until the competitor has taken position at his firing point, rifles pointed toward the targets and the command "LOAD" has been given.

10.1.3 Loaded Rifles - No loaded cartridge will be inserted into the rifle nor placed on the loading ramp except at the firing point and under the command "LOAD". The muzzle of the rifle will be pointed in the direction of the targets and will be forward of the firing line until the rifle is discharged or unloaded.

10.1.4(a) Cease Firing - All shooters will immediately stop firing upon the command "Cease Firing". Actions will remain open and a ECI inserted in the chamber.

"Cease" is the preparatory part of the command and "Firing" is the action part of the command. NO shot should be fired after the word "Firing" is spoken.

10.1.4(b) Commence Firing - All shooters may start firing upon the command "Commence Firing" as the timing of the string is started with this command.

"Commence" is the preparatory part of the command and "Firing" is the action part of the command. NO shot will be fired before the word "Firing" is spoken.

10.1.5 Not Ready - It is the duty of competitor(s) to notify the Range Officer if not ready to fire at the time the Chief Range Officer asks "IS THE LINE READY?" Failure of competitor(s) to notify the Range Officer that he is not ready means they forfeit their right to refire.

NOTE: 1. If a competitor is not ready through no fault of his own, he will be given an opportunity to explain. If satisfactory, the competitor will be permitted to refire at a later time or simply allowed to fire with his relay and given additional time to make up for time lost.

2. If the competitor is not ready because of his own actions, he will be required to fire within the appropriate time on his appropriate relay.

10.3.1 Preparation Period - (The preparation period will begin only after the shooters have been given time to bring their rifles to the line.) In all cases competitors will be allowed a minimum of 3 minutes to take their places at their firing points and prepare to fire at the beginning of each match, after the firing point has been cleared by the preceding competitor.

Range officials may allow a reasonable period of time (5 minutes) for equipment set-up before the beginning of the three minute preparation period.

10.3.2 Interrupted Fire - If firing is halted for two minutes or more, a preparation period of a minimum of one minute will be given, and one minute will be added to the firing time remaining, for any additional sighters needed, when firing is resumed.

10.4 Policing Range - It is the duty of competitors to police the firing points after the completion of each

stage. The Range Officers will supervise such policing and will see that the firing points are kept clean.

10.5 Competitors will Score - Competitors will act as scorers when requested to do so by the Match Director or Chief Range Officer, except that no competitor will score his own target.

10.6 Repeating Commands - A Range Officer will repeat the Chief Range Officer's commands only when those commands cannot be clearly heard by competitors under his supervision.

10.7 Firing Line Procedures and Commands - When ready to start the firing of a match the Chief Range Officer commands "**RELAY ON THE FIRING LINE.**" Competitors in that relay may set up their equipment on their assigned firing points but will not bring their rifle to the firing line until called to do so by the Chief Range Officer. After the down range area is clear, targets are hung and all shooters and match personnel are behind the firing line the Chief Range Officer commands, "**RELAY ... YOU MAY BRING YOUR RIFLES TO THE LINE, ECIs MUST BE INSERTED IN YOUR CHAMBERS.**"

The Chief Range Officer states, "**YOUR ____ MINUTE PREPARATION PERIOD STARTS NOW.**"

At the end of the preparation period the Chief Range Officer states, "**YOUR PREPARATION PERIOD HAS ENDED.**" After ascertaining that the range is clear, he proceeds with the range firing commands. The Chief Range Officer then asks, "**IS THE LINE READY?**" Any competitor who is not ready or whose target is in bad order, will immediately raise his arm and call, "**NOT READY ON TARGET....**" The Chief Range Officer will immediately state "**THE LINE IS NOT READY**", and the Range Officer will immediately investigate the difficulty and assist in correcting it.

When the difficulty has been corrected, the Chief Range Officer calls, "**THE LINE IS READY.**"

When the Chief Range Officer asks, "**IS THE LINE READY?**" and the line is ready, he then calls, "**THE LINE IS READY.**"

If the size of the line requires it for safety, the Chief Range Officer will state the following: "**READY ON THE RIGHT, READY ON THE LEFT, READY ON THE FIRING LINE.**"

The Chief Range Officer then commands "**LOAD.**" Rifle chambers may be loaded.

The Chief Range Officer then commands "**COMMENCE FIRING.**" At the latter command he starts his stop watch or makes note of the time and at the end of the time limit commands "**CEASE FIRING-BOLTS OPEN.**" All rifle chambers and magazines are unloaded and competitors leave the firing line with the actions of their rifles open.

Shooters are reminded that there will be no handling of firearms forward of the ready line while shooters are down range.

Before competitors are allowed down range the Chief Range Officer should ask "**IS THE LINE CLEAR?**" This means that all rifles on the line are unloaded and all bolts are open. Upon receiving confirmation from the Line Officers that all rifles are clear, say "**THE LINE IS CLEAR.**" Additional instructions are proper at this time such as "**GO FORWARD AND CHANGE TARGETS**" or "**REMOVE YOUR EQUIPMENT FROM THE LINE FOR THE NEXT RELAY.**"

Succeeding relays are handled in like manner.

Range Officers will immediately command "**CEASE FIRING—BOLTS OPEN**" if any incident occurs which indicates possible injury to some living thing should firing continue. In all other cases commands will originate with the Chief Range Officer.

Should a target blow out of the frame or otherwise become unserviceable the Range Officer will report the condition immediately to the Chief Range Officer who will issue such commands and directions as seem advisable

to him.

10.7.1 Range Alibis - Refires are allowed through faulty or improper range procedure and or weather such as: Targets of a relay rendered unscorable or unshootable because of extreme weather conditions (wind/rain).

10.9 Procedure in Case of Defective Cartridge, Disabled Rifle or Malfunction - If a cartridge fails to fire or a rifle fails to function the competitor will call the Range Officer. The Range Officer, when satisfied that there is a defective cartridge, disabled rifle, or malfunction, will permit the competitor to replace the unfired cartridge or clear the jam and continue firing. Additional time may be allowed each competitor, equal to the time lost because of the defective cartridge, disabled rifle or malfunction. It is not required that the Range Officer attempt to fire a cartridge before it is declared defective.

11. TOURNAMENT OFFICIALS

Tournament Officials - *Officials will be thoroughly familiar with conditions of the program and with National Rifle Association Rules.*

11.1 Match Director - The Match Director is the official primarily responsible for the efficient conduct of the entire tournament. He may change match and firing conditions from those shown in the program, provided a Match Director's bulletin is posted for the information of all competitors, and that such changes are not contrary to current NRA Rules. The Match Director is also directly responsible for the efficient operation of the range and the Statistical Office and for the safety and proper discipline of all tournament operating personnel, competitors and spectators. Instructions from the Match Director for the operation of the tournament will be complied with by all persons on the range. The Match Director will use the best judgment at all times. His behavior and decisions must be characterized by absolute impartiality, firmness, courtesy and complete awareness. In the application of these Rules the Match Director will confer with the NRA Official Referee on any doubtful point and will be guided by the Official Referee's decision.

11.1.1 Deputy Match Director - The Deputy Match Director, when appointed, is responsible to the Match Director for the efficient conduct of the entire tournament, and acts for the Match Director in all matters listed in Rule 11.1. A Deputy Match Director is appointed at the discretion of the Sponsor.

11.2 Official Referee - An Official Referee may be assigned. Assignments are made from Headquarters of the National Rifle Association. The NRA Official Referee is not an administrative or operating official and is not responsible for the behavior or efficiency of either range or statistical office personnel. It is the responsibility of the Referee to properly interpret and apply all National Rifle Association Rules. The Official Referee's decisions are final in scoring of challenged targets. He will not score except when called on to rule on challenges. It is the Referee's duty to rule on all protests and challenges. Except in an emergency involving the safety of personnel or property, the Referee will not give instruction directly to tournament operating personnel, but will give all such instructions through the Match Director. In the event of a disagreement between Match Officials, the Official Referee shall prevail at the match with recourse only to the Protest Committee. It is the duty of the Referee to render a complete report to the National Rifle Association covering all phases of the tournament. The Referee may disqualify all or any portion of the score, if, in the Referee's opinion, the conditions warrant such action. A report will be submitted on any Tournament Official who refuses to accept proper instructions given by the Official Referee.

Official Referees may not compete in any match fired in conjunction with any tournament where they are officiating.

11.4 Range Director - When appointed, the Range Director and Deputy Range Director are responsible to the Match Director, and have supervisory responsibility for the Chief Range Officers and for the efficient and safe operation of the range.

12. PHYSICALLY DISABLED SHOOTERS

12.1 Physically Disabled Shooters - A shooter who because of physical disability cannot fire from one or more of the prescribed shooting positions outlined in these Rules, or who must use special equipment when firing, is privileged to petition the NHSRA for permission to assume a special position or to use modified equipment, or both. This petition will be in the form of a written request from the person concerned to the Committee outlining in detail the reasons why the special positions must be assumed or the special equipment must be used. The petition will be accompanied by pictures of the shooter in the position he desires approved and, if special equipment is required, the picture will show how this equipment is used. The petition and all pictures must be furnished in exact duplicate. The petition must be accompanied by a medical doctor's statement if the physical disability is not completely evident in the pictures submitted.

(a) Each petition will be reviewed by the NHSRA Protest Committee. The Committee may require additional or supplementary statements, medical information or pictures. If approved, the NHSRA will issue special authorization to the individual concerned. Such authorization will have necessary pictures attached.

(b) Shooters who have received special authorization will be required to carry them when competing in competition governed by NSHRA Rules, and to present the authorization when requested by officials of the competition or by NHSRA Official Referees.

(c) In the event of a protest involving the position or the equipment used by such a shooter, the Official Referee will compare the questioned position or equipment with the certificate and photographs presented by the shooter. If the shooter's position or equipment does not, in the opinion of the officials, conform to that authorized by the NHSRA (or if the shooter has no authorization or pictures), the protest shall be allowed and the shooter will be required to change immediately to the position or equipment which has been approved or to an otherwise legal position or equipment.

(d) Two types of authorizations are issued; temporary and permanent. Permanent authorizations are issued to competitors who are permanently disabled.

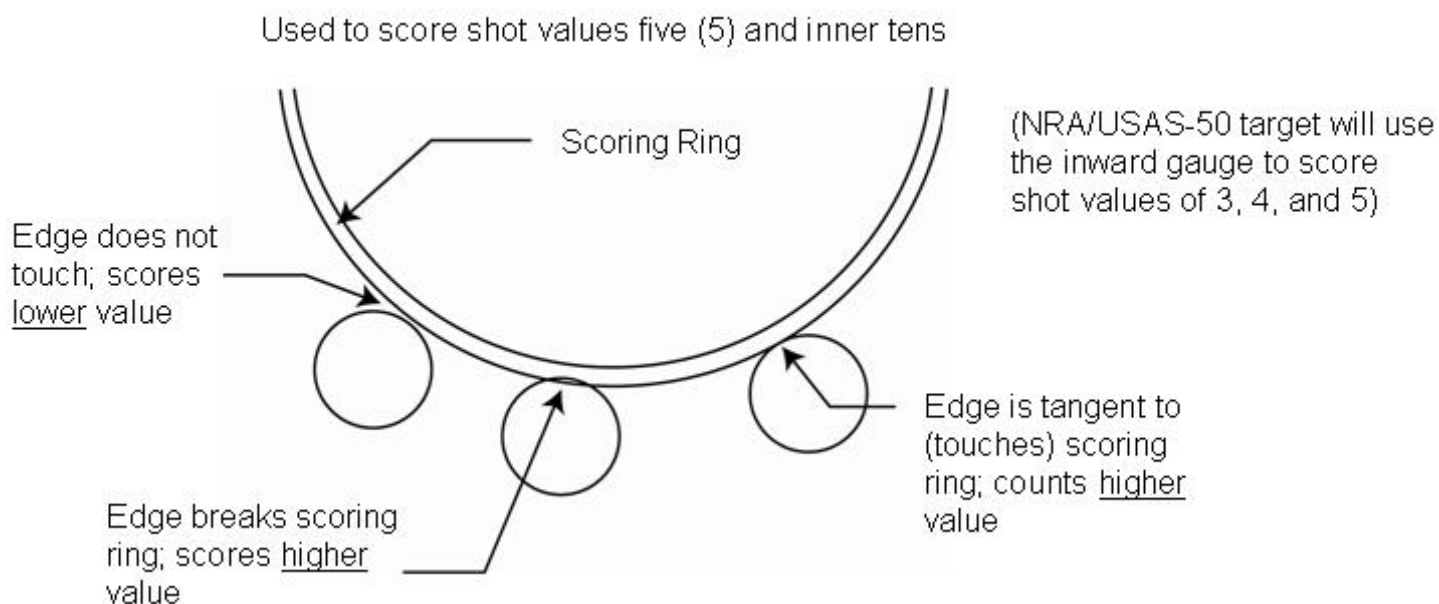
12.2 Temporary Disability: Substitute Position - Any person who has a temporary physical disability, as substantiated by a current written medical opinion, which prevents him from using a specified position as defined in this Rule, may assume the next more difficult position in lieu of that position. In this manner, sitting may be used for prone, kneeling may be used for sitting, and standing may be used for kneeling. Any substitute position must conform to the Rule which defines it. The Match Director must be informed of the substitute, and may require that the substitute position be demonstrated so he may be certain that it meets the definition of the appropriate Rule.

13. SCORING

13.1 When to Score - Targets are scored after each 12 shots in outdoor matches. Special conditions may require other than this usual procedure.

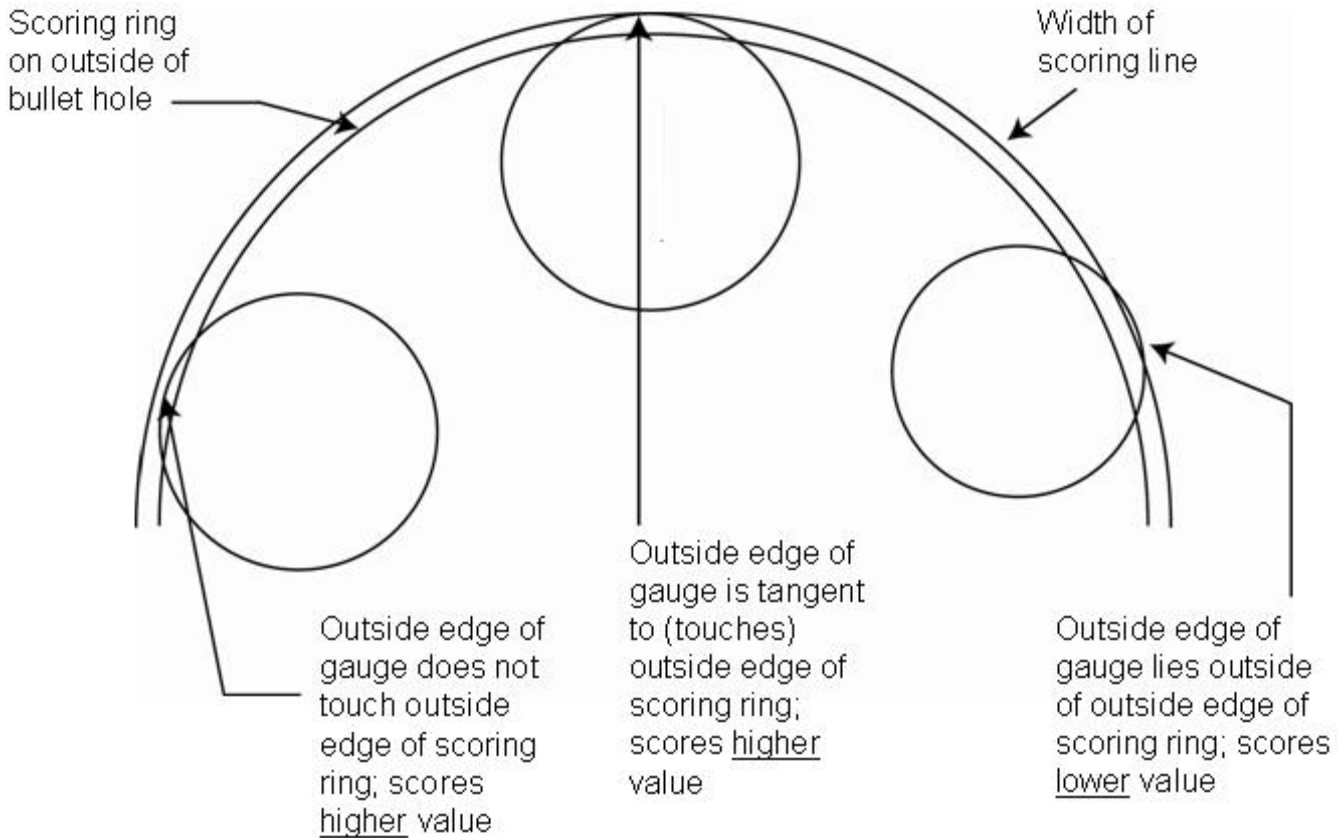
13.2 Where to Score - Targets may be scored in the Statistical Office or on the range in view of competitors and spectators. Scoring of targets while hanging is prohibited. Whenever targets are scored where backing cards are used, the record target and backing card shall be compared.

13.2.1 Targets as Score Cards - Targets constitute the score cards when scored in Statistical Office and therefore must be retained in good order until the time allowed for filing challenges and protests has expired.



SCORING WITH INWARD SCORING GAUGES

Used to score shot values ten (10) through six (6) (NRA/USAS-50)



SCORING WITH OUTWARD SCORING GAUGES

13.3 How to Score - A shot hole, the lead edge of which comes in contact with the outside of the bullseye or scoring rings of a target, is given the higher value. If a competitor fails to hit any target (shot/s outside the scoring ring) that shot will be scored as a miss (zero). A scoring gauge will be used to determine the value of close shots. Scorers must indicate on the target which shots were plugged.

(a) Inward scoring is done as follows: The higher value will be allowed in cases where the flange on the gauge touches the scoring ring. Inward gauges must be within the following limits: .2225-.2240 inches (5.65 - 5.69 mm).

(b) Outward scoring is done as follows: For all 10 dot shots the outward gauge (scoring away from the center) will be used to determine the value of close shot values 10 through 6. Outward gauges must be within the following limits: .3555 - .3535 inches (9.03 - 8.98 mm).

(c) *Shot groups* - When, in scoring outdoor targets, the 10 and in some cases, the 9 rings are partially obliterated by shot groups of two or more shots or when two adjacent shot holes have a connecting tear in the target paper, the plug type scoring gauge shall not be used. In such cases, the values of the shots in the partially obliterated scoring ring area shall be determined by authorized tournament scoring personnel, and the Official when required, by using only the NRA Smallbore Rifle Scoring aid.

The plastic overlay is **NOT** authorized for use in determining the value of single well defined shot holes. The use of this plastic overlay scoring aid supersedes any requirement for the use of a plug-type gauge under the conditions described.

Note: Targets will be scored while in a horizontal position. The plug gauge should be inserted carefully so that no pressure is exerted to any side as this may affect the final plug position in the shot hole and, therefore, the value of the hit. Never plug a shot that is not doubtful.

If two scorers cannot agree on the value of a shot, another match official will decide.

To make tie breaking easier, it is suggested to score all center shots the first time the scoring team scores a target. Ties would be broken simply by comparing targets as opposed to re-scoring.

(d) **Center shots** - Those shot holes fired on targets without X-ring (A-7, A-17, A-32, A-33, A-50, and A-51) are used to break ties and rank scores. Center shots are determined as follows:

Light Rifle (A-32 target) - Any shot hole within the ten ring which, with the aid of a .22 caliber plug type scoring gauge or overlay, the flange or outer ring of which does not touch the outside edge of the ten ring.

13.3.1 Authorized Use of Plug Type Scoring Gauges - The use of the plug type gauge will be restricted to use by range operating personnel who may include the Range Officers or Statistical Officer, Match Director, or Supervisor, as appropriate to the type of tournament concerned.

13.4 Misses - Hits outside the scoring rings of the competitor's target are scored as misses.

13.5 Early or Late Shots - If any shots are fired before the command **COMMENCE FIRE**, after the command **LOAD** has been given or immediately after the command **CEASE FIRE** prior to the command **THE LINE IS SAFE**, the shots of the highest value on the target card, equal in number to those fired in error, will be scored as misses. All shots fired before or after this time see Rule 9.20(h).

13.7 Excessive Hits

Note: The term "target card" will be interpreted as applying to all record bullseyes framed at one time.

(a) *On his own target* - If a competitor fires more than the required number of shots on a target card, he will be scored only the required number of hits of lowest value minus a penalty of one point for each hit in excess of the required number on the individual bullseye(s) on which the excessive hits occur. Penalty points shall be deducted from the remaining hit or hits of highest value and the net value (actual value of hits less penalty) shall thereafter be scored as the actual value. A 10 so penalized becomes a 9.

(b) *On the target of another competitor* - If a competitor fires more than the required number of shots for a target card and one or more hits are on a target other than his own, all shots on the targets of others will be brought back to the corresponding bullseye(s) on his own target and scored as outlined in Rule 14.7

(a) (excessive hits) and Rule 13.10 (cross-fires).

An excessive hit fired on a target other than your own will be brought back as a miss (0).

13.8 Ricochets - A hole made by a ricochet bullet does not count as a hit and will not be scored.

13.9 Visible Hits and Close Groups - All hits which are clearly visible on the target card will be scored. In the case where the grouping of three or more shots is such that it is possible for a required shot or shots to have gone through the enlarged hole without leaving a mark or marks, and there is no evidence that a shot or shots have gone elsewhere than through the assigned target (a cross-fire for example), the shooter will be given the benefit of the doubt and scored hits for the required number of shots in that bullseye. If such action could place a non-visible hit or hits in either of two scoring rings, such hits shall be scored in the high value ring. Backing cards, when used, should be reviewed by scoring personnel to assist in determining the number of shots creating the group in the affected bullseye.

13.10 Hits on Wrong Target or Bullseye

Note: The term "Target Card" will be interpreted as applying to all record bullseyes framed at one time.

(a) All cross-fires will be assessed one penalty point. Cross-fires onto another competitor's sighter bull are not penalized under this rule.

(b) Hits on wrong targets where backing cards are not used except electronic scoring targets. The competitor receiving a shot(s) claimed not to be his own will accept the value of the shot(s). If the additional shot(s) caused excessive hits, then the competitor will be scored the low hits minus one penalty point for each excessive hit.

13.11 Scoring Altered Targets - Targets intentionally altered, or marked to benefit a shooter over other competitors, will not be scored.

14. DECISION OF TIES

14.1 Match - The term "match" as used in this section refers to all individual matches.

14.2 Numbering of Bullseyes - For the purpose of ranking tie scores, the bullseye numbers printed on NRA official targets will be considered to run in consecutive sequence throughout the entire course of fire, even though all targets for an event may not be framed at one time.

14.7.2 Tie Breaking for Position Matches

Aggregate Matches or any fired match consisting of multiple positions.

- (1) By the greater number center shots on targets.
- (2) By the highest-ranking score in the standing position, then kneeling and prone.
- (3) By the greater of center shots in standing.
- (4) By the highest score on the last numbered bullseye in standing.
- (5) By the greater number of center shots on the last numbered bullseye in standing.
- (6) By the highest-ranking score on each bullseye applied in inverse order from last to first in standing.
- (7) By the greater number of center shots on each bullseye applied in inverse order from last to first in standing. If still a tie, apply 3 through 6 to the kneeling position, followed by prone.

14.17 Unbreakable Ties - In case a tie cannot be ranked as provided in this section, the Match Director will direct the awards to be given under one of the following plans:

- (a) By the firing of a complete or partial score under the original match conditions or at the longest range of the match.
- (b) By drawing lots for merchandise, trophy awards and pooling and equally dividing cash awards to which those tied may be entitled.

15. CHALLENGES AND PROTESTS

15.1 Challenges - When a competitor feels that a match fired by himself or by another competitor has been improperly evaluated or scored, he may challenge that score. Such a challenge must be made within the challenge time (*replugging or regauging is permissible*). It shall be the challenging competitor's privilege to inspect the target following the recheck.

(a) A challenge fee not to exceed \$3.00 may be charged to all competitors making challenges. The challenge fee will be collected before making the first re-check of the challenged score. If the competitor's challenge is sustained at any point along the line of re-checks, the challenge fee will be returned to him. If the challenge is lost, the challenge fee will be included in the general revenue of the competition.

(b) The Match Director will, in all cases where an individual challenges the individual targets not their own, the individual targets filing the challenge will also be rescored.

(c) The Match Director may at his discretion or by request, re-check any competitor's target by an administrative challenge. Such a challenge must be made before the end of the last posted challenge period of the tournament and checked by the Official.

(d) It shall be the responsibility of the Tournament Sponsor to state in the program or by Special Bulletin Board notice the time limits within which a challenge may be made.

(e) When targets are scored, the re-check will be made by the Chief Statistical Officer (provided he has not previously scored or checked the target) or the Official Referee in that order.

(f) Fired matches are challenged by total score, not individual shots, targets or stages.

(g) Aggregate matches when challenged, only correct the addition of all fired matches.

15.2 Protests - A competitor may formally protest:

(a) Any injustice which he feels has been done him except the evaluation of a target, which he may challenge as outlined in Rule 15.1.

(b) Conditions under which another competitor has been permitted to fire.

(c) Equipment which another competitor has been permitted to use.

15.3 How to Protest - A protest must be initiated immediately upon the occurrence of the protested incident. Failure to comply with the following procedure will automatically void the protest:

(a) State the complaint orally to the Chief Range or Chief Statistical Officer. If not satisfied with his decision then,

(b) State the complaint orally to the Match Director. If not satisfied with his decision then,

(c) File a formal protest in writing with the Chief Range, Chief Statistical Officer and Match Director stating all the facts in the case. Such written protest must be filed within 4 hours of the occurrence of the protested incident.

(d) The Chief Range, Chief Statistical Officer and Match Director will then make a final decision regarding the protest with a complete statement of facts and notify the contestant.

16. COMPETITORS' DUTIES AND RESPONSIBILITIES

Note: The following competitors' duties are in addition to those specified elsewhere throughout these Rules.

16.1 Discipline - It is the duty of each competitor to sincerely cooperate with Tournament Officials in the effort to conduct a safe, efficient tournament. Competitors are expected to promptly call the attention of proper officials to any infraction of rules of safety or good sportsmanship. Failure of a competitor to cooperate in such matters or to give testimony when called upon to do so may result in said competitor being considered as an accessory to the offense.

16.2 Knowledge of Program - It is the competitor's responsibility to be familiar with the program. Officials cannot be held responsible for a competitor's failure to obtain and familiarize himself with the program.

16.3 Reporting at Firing Point - Competitors must report at their assigned firing point immediately when the relay is called by the Range Officer. The proper rifle and ammunition for that particular match must be ready and in safe firing condition. Time will not be allowed for rifle repairs, sight blacking, sight adjustments or search for missing equipment after a relay has been called to the firing line.

16.4 Timing - The timing of the firing of a stage (within the official time limit) is the competitor's responsibility. Range Officers will not announce the time during the firing but if requested will give the competitor information as to remaining time.

16.5 Loading - No competitor will load a rifle except at the firing point and after command has been given by the Range Officer.

16.6 Cease Firing - All rifles will be unloaded immediately upon the command **CEASE FIRING – UNLOAD AND INSERT ECI**. Actions will remain open with the ECI inserted.

16.7 Checking Scores - It is the duty of competitors to check the Preliminary Bulletin Board and call attention to errors within the time specified at that tournament. Failure to check scores within the time limit forfeits the right to challenge.

16.8 Clearing the Firing Point - It is the competitor's duty to leave the firing point promptly at the conclusion of his relay. When leaving the firing point the rifle must be unloaded with action open and ECI inserted.

16.9 Score Cards Must be Signed - When targets are scored on the firing line or at the target butts at the conclusion of the scoring, the scorer adds the value of the shots, places the total on the score card and signs the card.

16.91 Responsibility - It shall be the competitor's responsibility, that:

(a) All equipment meets all rules and match specifications in any match in which that equipment is to be used.

(b) Competitor's position conforms to the rules.

(c) Competitor has full knowledge of the rules under which that match is fired.

(d) After due warning of any infraction of existing rules, including the improper marking of the target, that competitor shall understand that a repetition thereof shall be the subject of disqualification for that match or tournament.

(e) When targets are framed by the competitor, it is the competitor's responsibility that the correct target and backer for the range and position being fired are framed properly.

(f) To ensure that his target is not altered intentionally or with special marks which benefit him in any way. Scores fired on such targets will be disqualified.

(g) When the targets are framed by the competitor, it is the competitor's responsibility to ensure that the area between the target and firing point is clear of obstructions (weeds, wind flags, etc.) before the start of the preparation period.